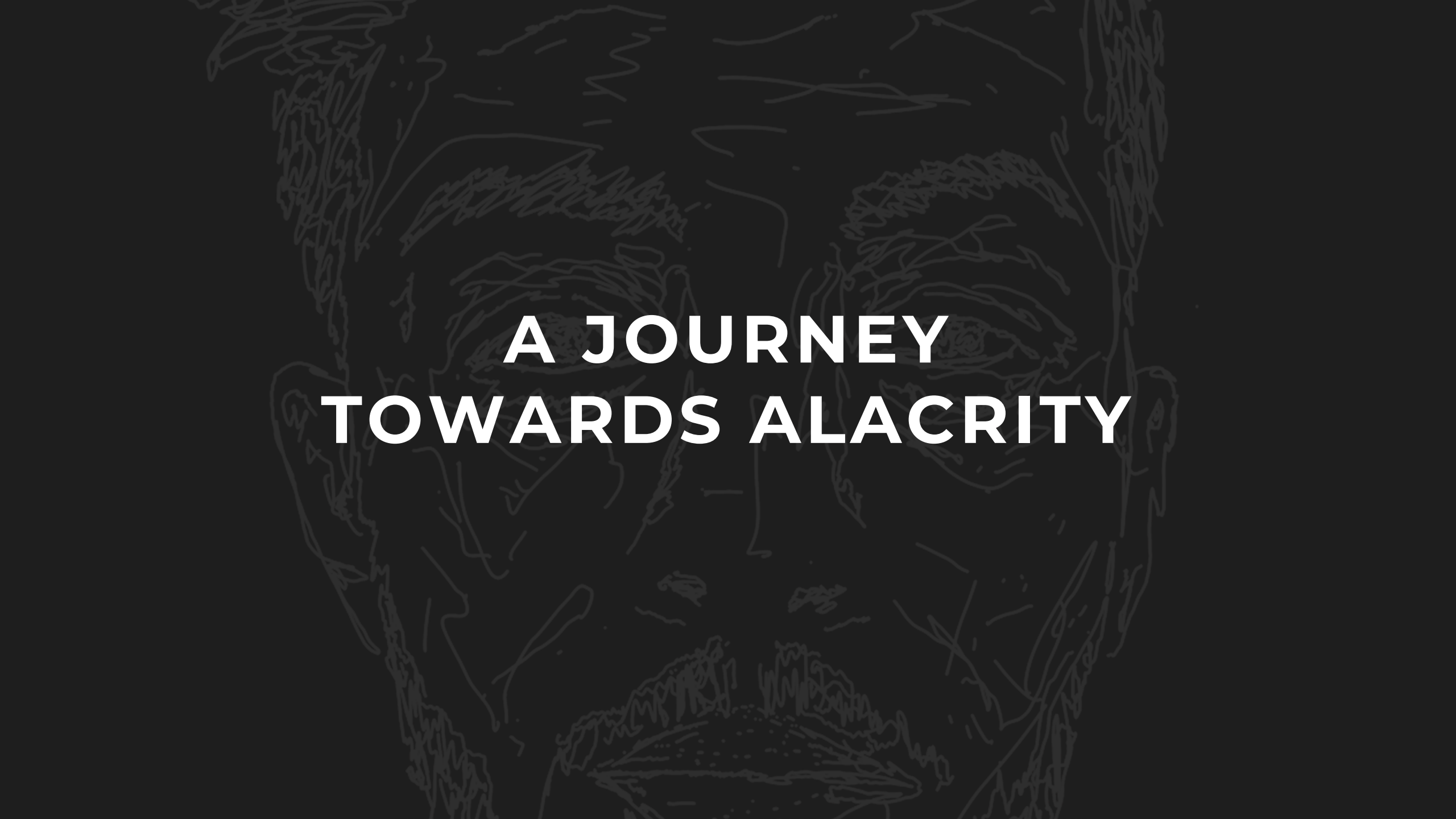

A JOURNEY TOWARDS ALACRITY

Thesis Statement

My project is about a journey from being hurt to healing because I had a bullying experience as a child from one of my relative and it changed the way I saw life. I want to give strength to people who are getting bullied and I took it as a challenge. It doesn't only happen with strangers but your loved one's also.

Initial Idea

I chose to work on the topic, “ TAUNTS “. I chose this topic because of my personal narrative of spending a day at my Grand Parents house. And my ” Mamu “ said something to me which was hard to digest and I was hurt. So I starting making mind map on this topic.

Mind Map

What does taunt do to a person?

Different people have different impact. Some try to Accept it as a part of their job, some ignore them, Some take it is as a burden, Some get tired of them, they feel insulted/degraded, Some of them also wanted to take revenge. They also try to pretend to be a changed person but inside they are not. They self talk a lot.

On the other hand, Some also take it as a provoking experience and try to change themselves.

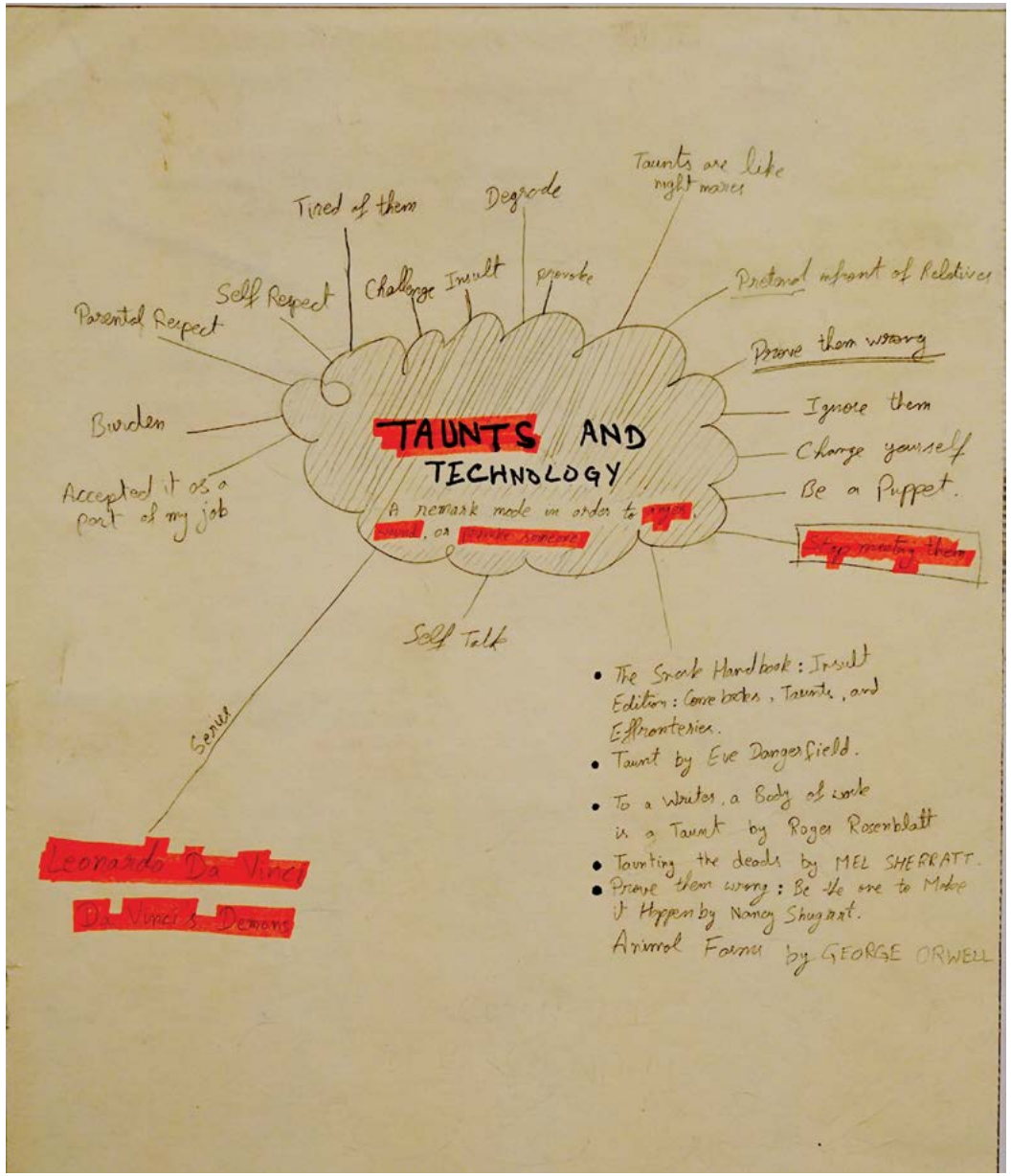

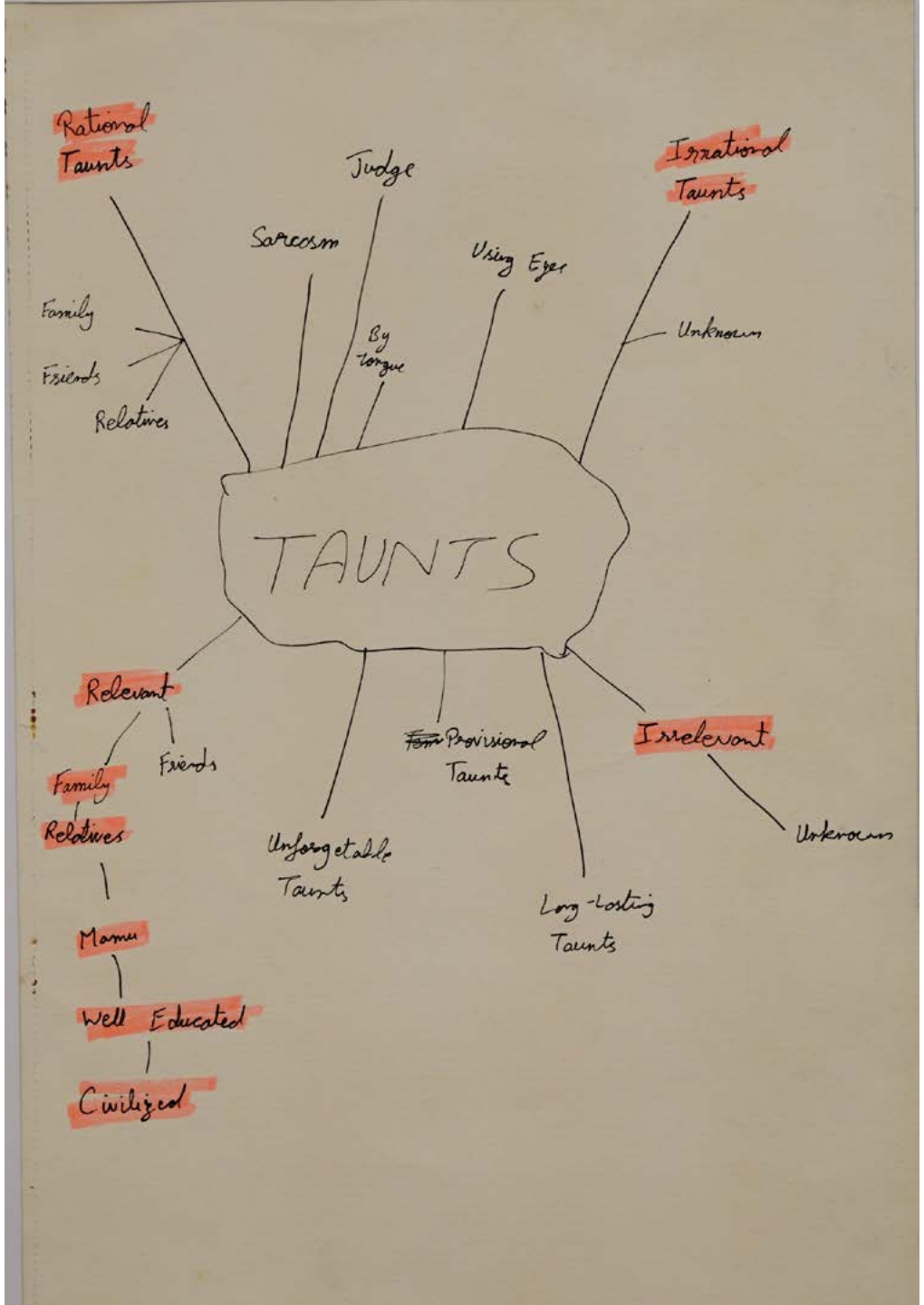

Second Mind Map

In this mind map I explored a bit more

Visuals out Of Mind Map

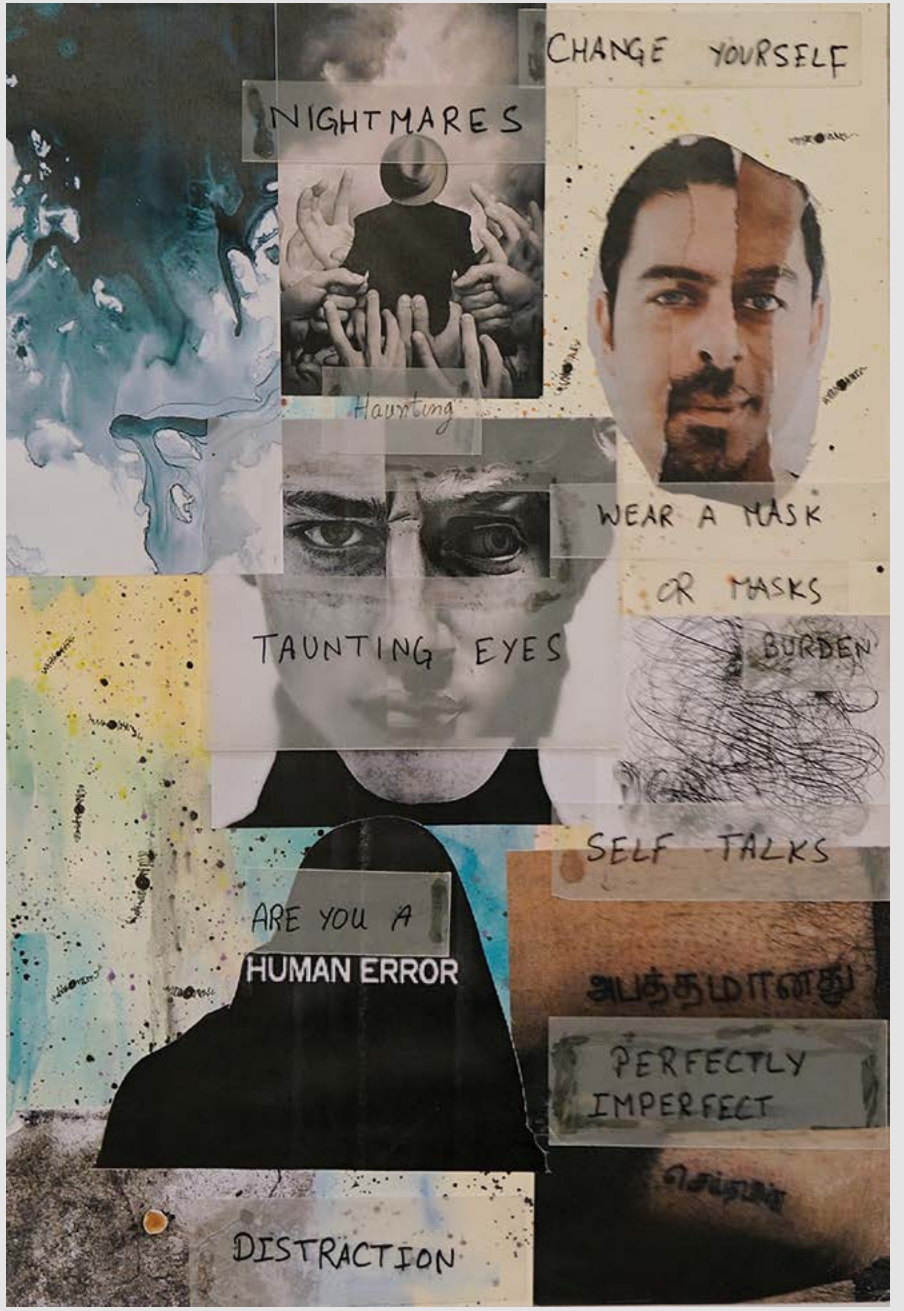

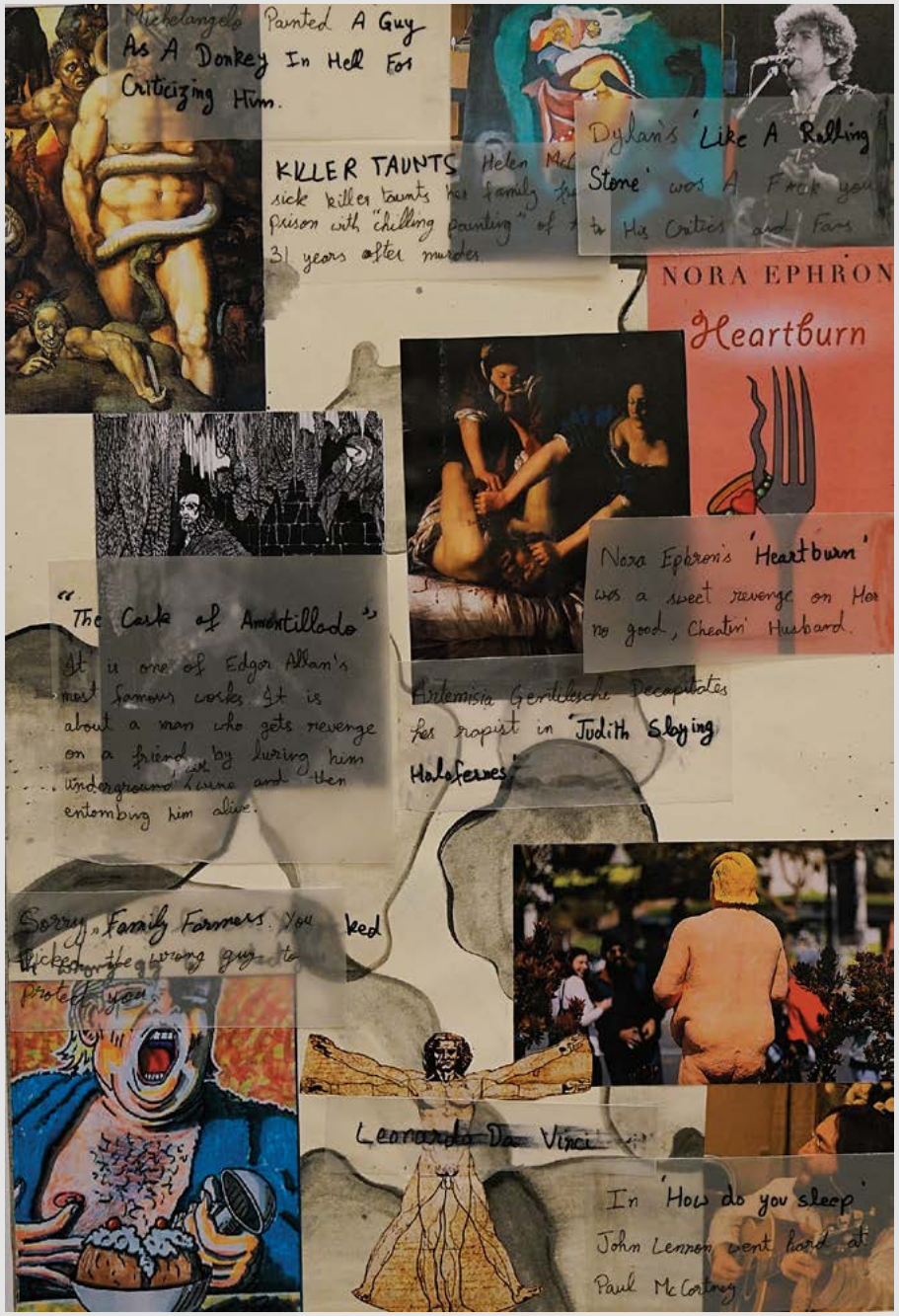

A few Artworks on Revenge

PRIMARY RESEARCH

After doing the mind map, I started writing my narrative. I gave it a name, “ An Indelible Image “.
I wrote the whole story of what actually happened that day, How I felt and How did I changed me.

AN INDELIBLE IMAGE

As the lights grew brighter and the birds start chirping, they whisper the God's beautiful nature. In the absence of consciousness and certainty, comes a sense of doubt that posts the urge at its peak. Hearing a call, the sweetest voice,

"Pack your bags, it's time to go.

A promise to bring pleasure, A lie to bring a smile, Life has become so clear as tasteless as water, or has someone discovered something thicker than blood? In the belly of my silver cup lay a few drops of milk. As I consumed the last ounces of milk and stretched my lungs with tar. I had to hurry since I had to go far.

We began to move and experience how slimy the wind is and how the star would play hide and seek with your eyes. When the sound of wind increases and the sound of breath decreases, the canal of my ear is filled with some odd hunting whisper, like the migrating birds travelling from where to where. While I was drawing a line in my little picture of the perfect world. I made a mistake of forgetting my laptop at home and I didn't know how much I would regret it later. Then I decided that I could use my Mamu's Laptop.

At my arrival, I met a beautiful couple of pride who had hunches and grey hair and little birds who were my cousins. Oh their warm embraces had turned my heart into lava of joy I could meet the curiosity of that moment in the eyes of everyone in the house.

The old lady with beautiful wrinkles smiled at me and shaded me with love and kindness like no one else had even shown her kindness would melt ice from mountains. Her eyes smiled from her cheeks.

She smiled and asked me for “chai”, I couldn’t resist this beautiful women plead her insisting would never end till I had a sip of golden syrup pass down my throat.

But what distracted me was the aroma of food coming from the kitchen. Oh how I could tell they cooked something really yum. It had me exited with goose bumps. As I reconfirmed what was cooked, Chicken Karahi!

Yes finally something nice to eat, it is my favorite. It was a quarter passed three, when we gathered around the table as if there was something important to be announced for lunch. After the meal we decided to have a badminton game in the court front of the house. The adrenaline rushes from my cousins and the competitors breathing heavily in the game made it quite fun to play.

Tired from the game and the travel I had to rest my eyes. Maybe the shuttle was broken. Maybe the wind has stopped. Later I heard someone screaming ‘chai’ and I wanted it.

I ended up having a tea with everyone. As I noticed everyone had started to find their means of entertainment, I rushed into the room upstairs for the laptop.

This room was the best partial memories of my childhood, it had so many books and so many paintings. My mamu painted when he was younger, the pastel colors and crayons would lay there always.

I used to make some cartoons with them but now my lazy self would only want to lay there under the cool air of the AC.

I had to seek some peace and entertainment of my own, I turned to my mamu's laptop and watched a movie. An escape from the reality was much needed which was consistently disturbed by a software problem ignoring it as it wasn't my concern. Later in the day I came downstairs and told him. It all seemed so quiet and nice until he started to shout.

The following day, the horror and the devastation of an accusation to his formalities revealed that I have done something wrong. He sharpened his tongue and cut through in the most likely way, "You are the most irresponsible person, I have met."

As if the time had stopped, the consistent nagging would end and the person's voice coming back as an echo in a void, the clock turned 21, it felt like it had just become something and turned into nothing at once. His consistent criticism could rip a part of me each time he spoke, as it grew darker in tone and with time, it only felt like a new hell in the paradise. I stood quietly, there was no way I could resist to violence.

Nano came, she could thrust herself like a soft blanket between me and Mamu, “You stay out of this, Amir or I’ll beat the hell out of you,” nano” shouted.

They say nothing is thicker than blood, A sweeter voice spoke to me and said, “Go to my room, I will handle him”. Her kindness never failed to amuse.

The activism was something too much for me to absorb, it’s true. “Every rose has its thrones”. I felt like a nomad, the feeling of not belonging or that you don’t belong here from that day, I decided not to meet him again at the very same moment.

After a moment, He said to my mother that “I’ll ask you about your son after 10 Years”. And now I’m waiting for these 10 years to end and meet him again to let him know what I become as I was worthless according to him.

This caused a lot of stress in my life, I felt guilty for an uncommitted crime which kept me diverted in my life and academics. Whenever I sat to work or tried to make thigs right, I felt I was incapable of doing anything right. I was deeply demotivated by this gesture. I was incapable to figure out or solve basic problems. This was a very disgusting feeling because I was traumatized and I did now know whom to seek for my help.

It was impossible to talk to my parents about that, As they would simple ask me to ignore what my uncle said, I stopped talking care of myself and started to hate my life, As it made me wonder I was incapable of doing anything right. I was getting week day by day.

I got hospitalized because of dehydration, And during my time in hospital, I starred at the walls for hours, And then I realized “ What was I doing “ and that I need to focus on myself and that would be my revenge to stand on my feet after 10 years.

After recovering I went to the mountains for a small holiday and got myself out of it, I stood alone at a Cliff and I thought of the incident that happened.

The majestic mountains reminded me of the wonders Allah Almighty created, I was filled with life at that moment. At that moment, I was staring at a leaf on the grass and I thought to myself, How a seed Sprout into a plant and then it grows into a tree in hard condition throughout and remains static in growth.
At the very same moment, I realized that I had to adapt the nature of the Tree. When I came back I worked on myself and my academics to regain that which was lost.

SECONDARY RESEARCH

I started interviewing people who had a taunting/bullying experience and I read a few articles as well.

A clip from Social Media

Arbaqan Changezi

Fashion Model

Please click on the link below to see the video:

https://youtu.be/W_rRGr0vPcY

After doing my Primary and Secondary research, I divided my life into three phases.

Content Phase

Taunting Phase

Phase of Realization

Visual Boards

I started to make Visual boards.



Visual Board 1

Visual Board 2



Visual Board 3

Visual Board 4

Visual Board 5

Visual Board 6

Visual Board 7

Visual Board 8



Visual Board 9

Visual Board 10





Visual Board 10

Visual Board 11



Visual Board 12

Color Board



This color palette is inspired Bby the LSD experience.

FABRICATIONS

I started making fabrications out of these Visual Boards.

Embroidery 1

Size: 11.7 x 16.5 inches.

Medium: Digital Print.

Technique: Machine Embroidery.



Embroidery 2

Size: 11.7 x 16.5 inches.
Medium: Digital Print.
Technique: Machine Embroidery.

Embroidery 3



Size: 11.7 x 16.5 inches.

Medium: Digital Print.

Technique: Machine Embroidery & Patch Work.

Embroidery 4

Size: 11.7 x 16.5 inches.

Medium: Digital Print.

Technique: Machine Embroidery.



Embroidery 5

Size: 11.7 x 16.5 inches.

Medium: Digital Print.

Technique: Machine Embroidery.



Embroidery 6

Size: 11.7 x 16.5 inches.

Medium: Digital Print.

Technique: Machine Embroidery.



Embroidery 7

Size: 11.7 x 16.5 inches.
Medium: Digital Print.
Technique: Machine Embroidery.





Embroidery 8

Size: 11.7 x 16.5 inches.

Medium: Digital Print.

Technique: Machine Embroidery.

Kinetic Curtain

I have stitched Lenticular print pieces on on this piece to make it a kinetic curtain. It moves when the wind blows and It creates an illusion.

Please click on the link below to see the full video:

Kinetic Curtain_Moeed Iqbal_TX2020

Size: 11.7 x 16.5 inches.

Medium: Digital Print & Lenticular Print.

Technique: Machine Embroidery & Basic Stitching.

Sample 10

Size: 11 x 15.5 inches.

Medium: Threads and Poly Urethane Fabric.

Technique: Simple Hand Stitching.

Weaving

Size: 11.7 x 16.5 inches.

Medium: Wool Thread & Plastic Canvas.

Technique: Weaving on Plastic Canvas.

Shape Changing Fabric 1

Size: 11 x 15.5 inches.

Medium: Leather.

Technique: Laser Cut.





Shape Changing Fabric 2

Size: 11.7 x 16.5 inches.

Medium: Wool Thread & Plastic Canvas.

Technique: Weaving on Plastic Canvas.

Shape Changing Fabric 3

Size: 11 x 15.5 inches.

Medium: Leather.

Technique: Laser Cut.



Shape Changing Fabric 4

Size: 11.7 x 16.5 inches.

Medium: Wool Thread & Plastic Canvas.

Technique: Weaving on Plastic Canvas.

Shape Changing Fabric 5

Size: 11 x 15.5 inches.

Medium: Leather.

Technique: Laser Cut.



Shape Changing Fabric 6

Size: 11.7 x 16.5 inches.

Medium: Wool Thread & Plastic Canvas.

Technique: Weaving on Plastic Canvas.

Arduino Product

This is a product based on voice frequency Sensors. The light bulb turn on whenever you shout. So basically, the purpose of this product was to give a Shut Up call to the person who's shouting at you.



Please click on the link below to see the full video:

Sensor Product_Moeed Iqbal_TX2020

Size: 11.7 x 16.5 inches.
Medium: Wool Thread & Plastic Canvas.
Technique: Weaving on Plastic Canvas.



Sound Installation

Touch pads are placed on the upper Four frames.
And a Fabric Speaker Hand Embroidered in the frame on the right side.
Arduino is placed on the larger frame.



Please click on the link below to see the video:

Sound Installation_Moeed Iqbal_TX2020

Size: 11.7 x 16.5 inches.

Medium: Wool Thread & Plastic Canvas.

Technique: Weaving on Plastic Canvas.

I displayed all my work, progress and fabrication samples to the jurors.

They told me to take the Shape Changing Fabric forward for Thesis. And I was asked to personize my visuals as well.

Mini Thesis

I thought about changing my Visual Boards and personalize them. So I started to research about it. Then I went back to where I started this topic.

After going through all my work till Mini Thesis, I decided to make Portraits.

I researched about portraits, History of Portraiture and the Evolution of Portrait.

Now, I’m going to mention a few important point about portraits. And the whole rest of the research about Portraits and Portrait Artists in the ” Process Presentation “.

Why did I choose Portrait?

From the History, Portraits are used to tell a story, an incident, or the essence of time. Artists have also represented their hobbies, their likes, dislikes, wealth, status or the history and is also used to narrate a story.

My reason to choose portrait technique was to narrate a story. I have created portraits based on my Narrative, “ AN INDELIBLE IMAGE “ having three phases In mind as well, Content Phase, Taunting Phase and Phase of Realization.

Portraiture

i. A portrait is a representation of a particular person.

ii. It became popular around 13th century, It is when the word portraiture was invented. It means to show Alikeness.

iii. The most famous painting of the world is also a portrait, MONA LISA by Leonardo Da Vinci.

The first portrait ever made was “ The Statue of Gudea “.

He was the ruler of The State of Lagash in Southern Mesopotamia in c. 2144 – 2124 BC.

L. Heuzey succeeded in assembling the two fragments of this statue, the first and only complete representation of this prince

Why do Artist make Portrait?

A perfect portrait can be when the viewer understands the essence of it.

A portrait can be a question too.

A portrait can be essence of time.

To capture people in a moment in time.

A lot of stories can be told through a portrait. You can unlock a lot of stories when you look at a portrait.

A portrait can be a strongest of image we have to deal with.

You can learn more about the artist.

Artists can represent their hobbies or their legacy in a portrait as well.

A representational identity fixed in time.

Sometimes you deeply look at another's person portrait and you see yourself. It is a connection between two persons.

A portrait can also be to represent beautifulness, social status, wealth.

In many ways it can be fiction and in many ways they are the ideal image of a person is the way that you want to look as the person.

A portraits tells you the history and it narrates a story too.

It is a fairly complicated task to move in between the present and the past by looking at two different things at the same time but it's also a technical work of art.

This is a Self-Portrait painted by Jan Van Eyck, The inscription at the top of the painting that has Van Eyck's personal motto, " As I can " carved in Greek Letters.

Maybe Van Eyck was showing in this portrait is what he can do. As you see at the bottom it's written Jan Van Eyck " made me " written in Latin. And then it has a very specific date 1433 on the 21st of October.

This also refers to the history, Turban is referenced back to the ancient world, certainly to the east and in the lettering too, Greek letter.
There is a sense too that The Artist is looking at us through the history.

Portrait of a Man in a Red Turban (1433)
Jan Van Eyck

Madonna in the Church (1435)
Jan Van Eyck

This is an Oil Painting painted by a Netherlandish painter Jan Van Eyck in c. 1425. She's shown here as the Queen of Heaven with a crown having jewels on her head and the gown embroidered with gold. A vision of Marry in a church. It shows that the Virgin Marry holding her son.

This a triple portrait of Charles which was painted for a very specific reason that the painting act as a model for the Italian sculptors to create a Marble Bust

Charles I (1635 - 1636)
Anthony Van Dyck

Evolution of Portrait

Portraiture is a very old art form going back at least to ancient Egypt, where it flourished from about 5,000 years ago.

Before Photography, Painted, Sculpted or drawn Portraits were the only way to record the appearance of someone.

Making portraits and Capturing people and time has been started since The Stone Age.

In the beginning, the wealthy people usually got their portrait done. As there were no photography to make a permanent image of theirself. Art at that time served as a way of memorializing somebody.

Later on artists started to paint portraits of their loved ones, stranger and even paint themselves. So, portraits were no longer for Rich.

This portrait representing that the artist had nothing to draw at that time so he made it with the help of a stone maybe.

I guess this would be the first portrait of Stone Age.

Vilhonneur Cave Portrait (250,000 BC)
Unknown

Tigran Mets (1st Century BC)
Unknown

This portrait on Silver Coin represents the History of King of Armenia, The Great Tigranes who ruled from Black Sea to Mediterranean Sea in c. 95 to 56 BCE.
He conquered Cappadocia, Adiabene, Gordyene, Media Atropatene, Phoenicia and parts of Cilicia and Syria, including Antioch. The latter city invited him to be their king and subsequently minted silver tetradrachm coins with images of Tigranes wearing his eastern tiara and, on the reverse, a woman with a turreted crown and holding the palm of victory.

Vitruvian Man is Leonardo da Vinci's own reflection on human proportion and architecture, made clear through words and image. The purpose of the illustration is to bring together ideas about art, architecture, human anatomy and symmetry in one distinct and commanding image.

According to Neo-Platonism, in a great chain of being man in the center of the chain with God being in the top and all other animals in the bottom. In other words, he choses his path of being closer to God and Animal.
It also proves that naval is the center of the human body and you can make a circle from a square and a square out of a circle.

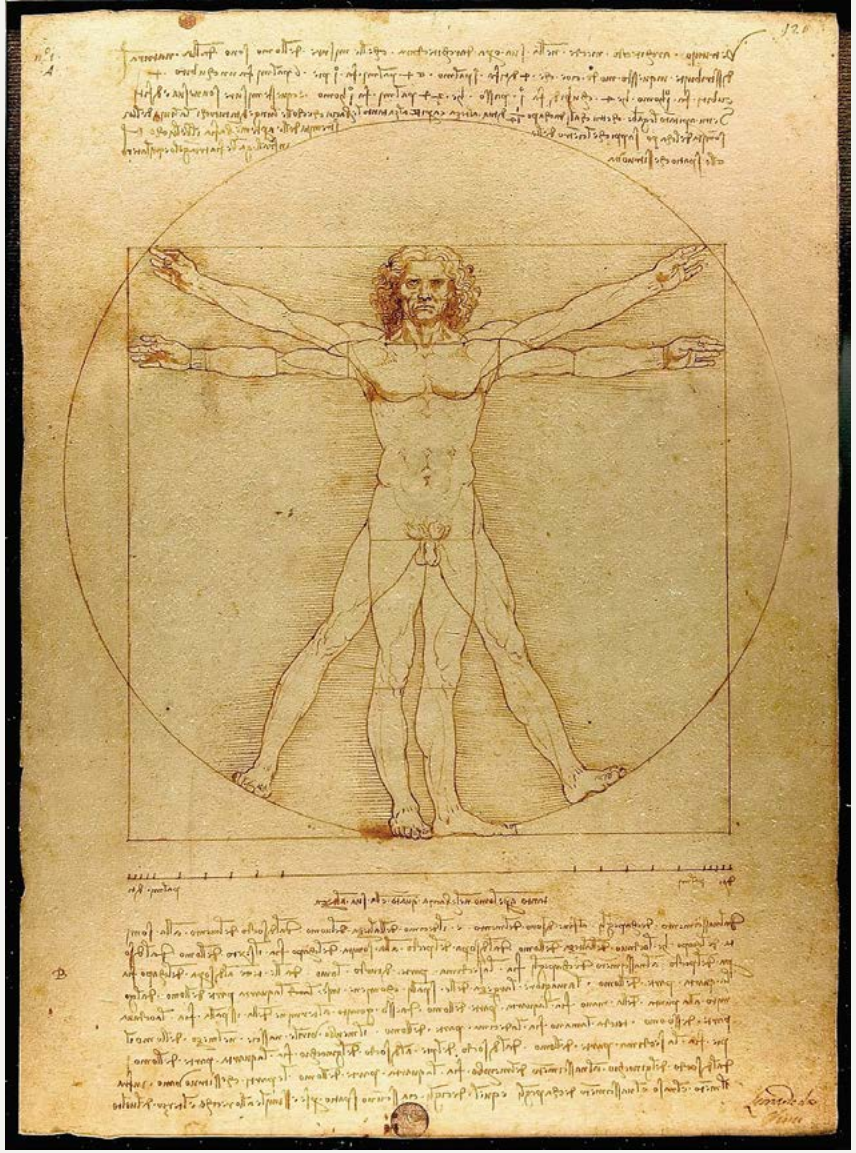

The Vitruvian Man (1490)
Leonardo Da Vinci



Mona Lisa (1503 - 1506)
Leonardo Da Vinci

The Mona Lisa is the iconic portrait of Renaissance. It was the portrait of Lisa Gherardini, The wife of a wealthy Florentine cloth merchant. Leonardo never delivered this painting to the man who commissioned it.

One of the most important innovation of is that it’s half length, Bust portraits that also included the hands did exist in North Renaissance, which was the new formula for Italy.

In this portrait, Leonardo also used a technique called “ sfumato “ from Italian, which means smoke. It refers to slightly hazy quality that Leonardo introduced to remove the sharp quality that existed in earlier renaissance painted. It’s an atmospheric quality that gives a sense of unity throughout the painting.

Leonardo painted this portrait using Red Chalk it when he was nearly 60 years old. He used the technique called “ sanguine “ in this portrait involving the reddish hue.



Self-Portrait (1512)
Leonardo Da Vinci

Girl with a Pearl Earring (1665)
Jahannes Vermeer

This painting also refers to as the “ Mona Lisa of North “. The girl becomes a psychological subject, her eye contact and slightly parted lips as if she’s about to say something. The oriental turban worn by the girl with the pearl earing also emphasizes the worthiness of the merchant class. And the pearl is not real, which reminds us of Vermeer power of illusion maker.

Gainsborogh paintied this boy out of spite for his hated rival, the portrait artist Sir Joshua Reynolds who believed that the use of color in portraits and had specifically stated that paintings should always contain a warm, mellow color, made up of yellows, reds or a yellowish white.
But Gainsborogh have painting quite the opposite of that.

The Blue Boy(1770)
Thomas Gainsborough



Abraham Lincoln (1863)
Alexander Gardner

This portrait was a “ cracked-plate “ image of Abraham Lincoln. The plate was cracked when gardener applied the emulsion to it that would create the image.
This image was taken by the end of Civil War. It shows that he was confident of winning the war and looking forward to the binding of the Nation’s Wound.

Vincent Van Gogh painted a lot of self-portrait because he couldn’t afford to hire for the portrait. So he took himself as a subject and painted himself by looking at the mirror.
These portraits were not for sale but for Van Gogh’s study material that’s why he look different in every portrait.



Self- Portrait (1889)
Vincent Van Gogh



Self- Portrait with Necklace of Thrones (1940)
Frida Kahlo

In that painting we see a variety of things, we see Frida Kahlo. We see Frida is not looking at the viewer, As if she was in great thought. There was a lot going in her life at that time, She got a divorce with her husband, Diego Rivera in 1939 and the she broke her love affair with Nicolas Murray in 1940. The necklace represents the pain Frida Kahlo was experiencing.

In Mexican tradition, Dead humming birds were used to have a chance of Luck and Love.

The monkey was the devil in this painting which was a gift from her ex husband, Diego.

The butterflies are the symbol of resurrection.

Andy Warhol created three Marilyn Monroe screen print portfolios in 1967, a few years after the actress passed away in 1962. Each print is vibrantly colored to reflect her vivacious personality. In many of the prints, her iconic lips are boldly colored a deep red. Many of the prints also emphasize her platinum blonde hair by adding variants of yellow. In one of the prints, the actress is colored in silver and black, a stark departure from its vivid counterparts. This brings to mind the effect of watching the actress on the cinema screen in black and white. The dark colors are also a somber reminder of the actress's passing. The colors ultimately bring to life Marilyn Monroe's iconic status and celebrity glamour. By creating repetitive imagery, Warhol evokes her ubiquitous celebrity status.

Turquoise Marilyn (1964)
Andy Warhol

PORTRAITS

I have created several images. I wanted to make an illusion with the help of Lenticular Printing using the laser cut patterns.





01



02



03

04



05



06





07

08

07

Lenticular Printing


IRRESPONSIBLE
THE MOST IRRESPONSIBLE
SEEN! YOU ARE THE MOST IRRESPONSIBLE PERSON, I HAVE EVER SEEN! YOU ARE THE MOST IRRESPONSIBLE PERSON, I HAVE EVER





Laser Cut Patterns





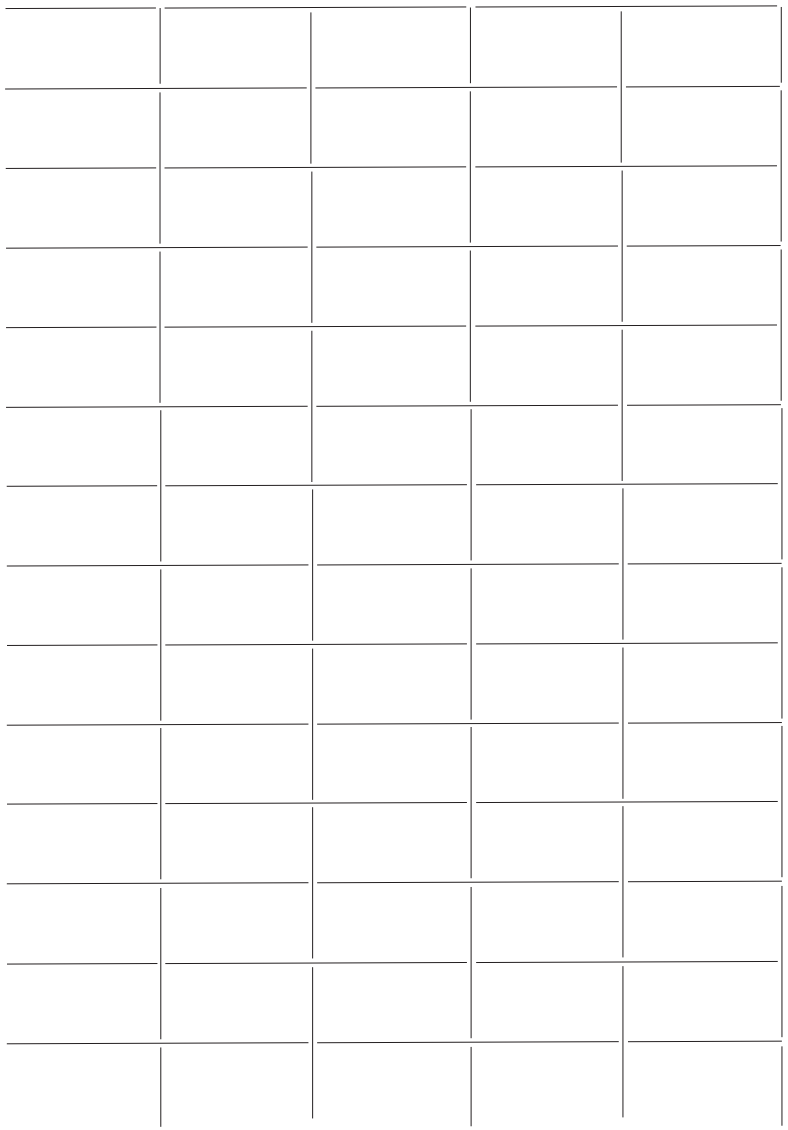

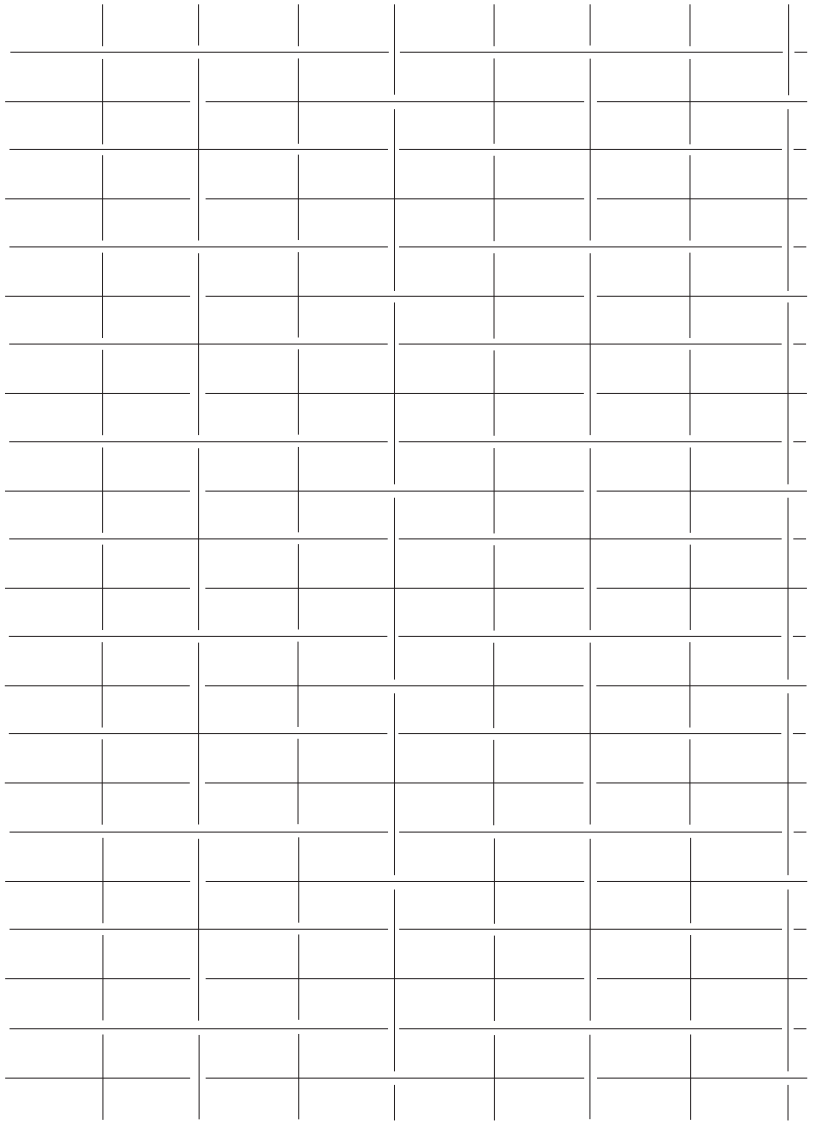

I made these patterns to cut the Leather Piece and the Lenticular Sheet as well.

Material

Arduino, Wires, Current Input, Screws and Nuts

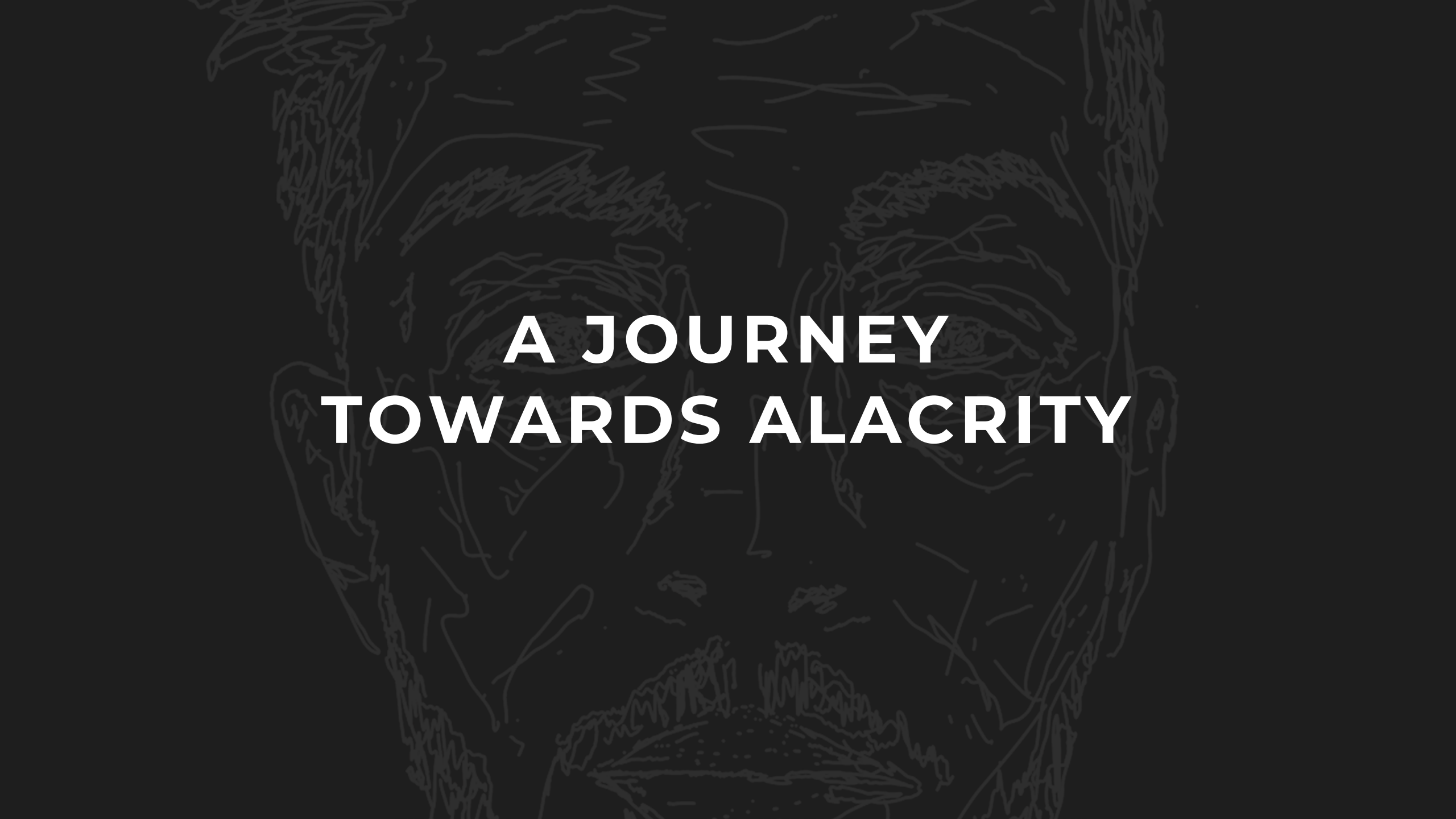

A JOURNEY TOWARDS ALACRITY

Untitled 1

Size: 18 x 12 x 36 inches

Material: Acrylic, Iron, Arduino Sensor, Mdf Sheet

Weight: 12kg.

I have uploaded a detailed video in the Folder with the tile
“ Untitled 1_Moeed Iqbal_TX2020 “



Untitled 2

Size: 18 x 12 x 36 inches

Material: Acrylic, Iron, Arduino Sensor, Mdf Sheet

Weight: 12kg.

I have uploaded a detailed video in the Folder with the tile
“ Untitled 2_Moeed Iqbal_TX2020 “

Size: 13 x 16 x 18 inches

Material: Acrylic, Iron, Arduino Sensor, Mdf Sheet

Weight: 7 kg.

Untitled 3

I have uploaded a detailed video in the Folder with the tile
“ Untitled 3_Moeed Iqbal_TX2020 “

Size: 13 x 16 x 18 inches

Material: Acrylic, Iron, Arduino Sensor, Mdf Sheet

Weight: 7 kg.



Untitled 4

I have uploaded a detailed video in the Folder with the tile
“ Untitled 4_Moeed Iqbal_TX2020 “

Untitled 5

Size: 18 x 12 x 36 inches

Material: Acrylic, Iron, Arduino Sensor, Mdf Sheet

Weight: 12kg.

I have uploaded a detailed video in the Folder with the tile
“ Untitled 5_Moeed Iqbal_TX2020 “



Untitled 6

Size: 18 x 12 x 36 inches

Material: Acrylic, Iron, Arduino Sensor, Mdf Sheet

Weight: 12kg.

I have uploaded a detailed video in the Folder with the tile
“ Untitled 6_Moeed Iqbal_TX2020 “



Size: 18 x 12 x 36 inches

Material: Acrylic, Iron, Arduino Sensor, Mdf Sheet

Weight: 12kg.

Untitled 7

I have uploaded a detailed video in the Folder with the tile
“ Untitled 7_Moeed Iqbal_TX2020 “



Size: 13 x 16 x 18 inches

Material: Acrylic, Iron, Arduino Sensor, Mdf Sheet

Weight: 7 kg.

Untitled 8

I have uploaded a detailed video in the Folder with the tile
“ Untitled 8_Moeed Iqbal_TX2020 “



Untitled 9

Size: 18 x 12 x 72 inches

Material: Acrylic, Iron, Arduino Sensor, Mdf Sheet

Weight: 12kg.

I have uploaded a detailed video in the Folder with the tile
“ Untitled 9_Moeed Iqbal_TX2020 “



Bibliography

https://www.khanacademy.org/

https://www.jstor.org/stable/pdf/3289069.pdf

https://www.jstor.org/stable/30033503

https://www.khanacademy.org/humanities/becoming-modern/avant-garde-france/post-impressionism/v/vincent-van-gogh-the-bedroom-1889

https://www.khanacademy.org/humanities/renaissance-reformation/northern/holbein/v/hans-holbein-the-younger-the-ambassadors-1533

https://www.khanacademy.org/humanities/renaissance-reformation/high-ren-florence-rome/leonardo-da-vinci/v/celebrity-art-leonardo-s-mona-lisa

https://www.khanacademy.org/humanities/renaissance-reformation/high-ren-florence-rome/leonardo-da-vinci/a/about-leonardo

https://www.khanacademy.org/humanities/ap-art-history/early-europe-and-colonial-americas/renaissance-art-europe-ap/v/van-eyck-portrait-of-giovanni-arnolfini-and-his-wife-1434

https://www.khanacademy.org/humanities/renaissance-reformation/northern-renaissance1/burgundy-netherlands/v/jan-van-eyck-portrait-of-a-man-self-portrait

https://www.khanacademy.org/humanities/renaissance-reformation/northern-renaissance1/burgundy-netherlands/v/jan-van-eyck-portrait-of-a-man-self-portrait

Thank You

FOR WATCHING AND LISTENING