

TEACHING RESOURCE

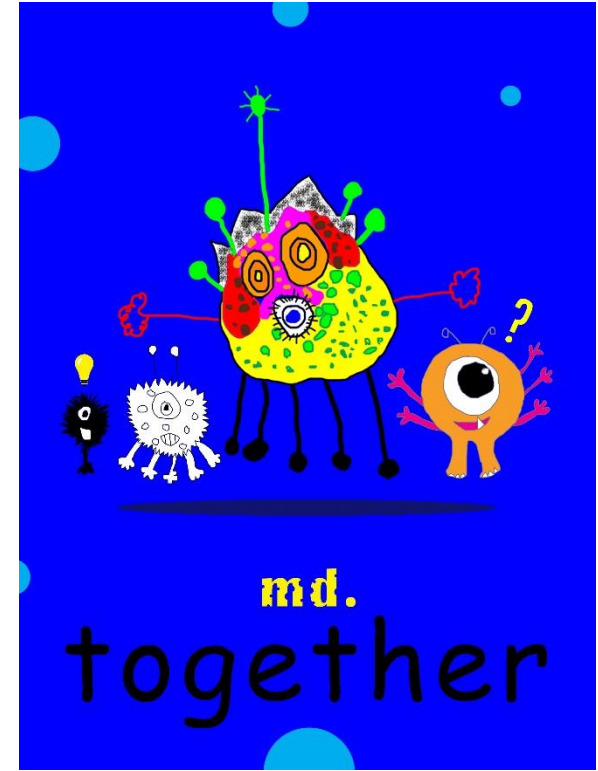

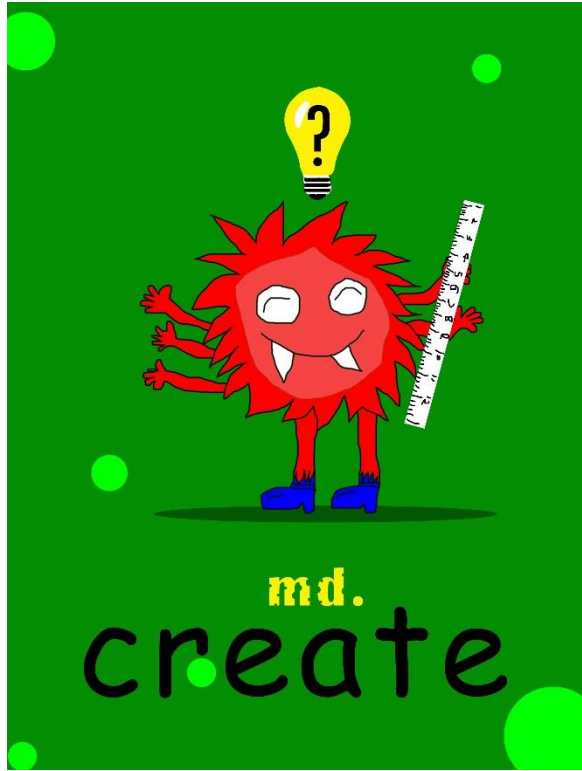
KOMAL NAZ


EXTENTION OF TRANSITION # 1

Designed Activity cards

- Draw- drawing activities for children
- Create- creating and making tasks for children
- Together- group activities for children

Each deck will include the Activities. Which will enhance child's imagination, observation and creativity.





md.
draw



"Mika" is hungry,
lets draw some food
for him. He likes to
eat yummy food.



"Anjanath Rathalos"
forgot his school
bag, lets draw a
school bag for him



"Bad 5LM" wants to
wear new shoes,
clothes and hat. Lets
make him get ready
through drawing.



"Hungry Green
Monster" wants to
see your room. Lets
Draw your room for
him.




Lets draw an
"Imaginary Friend"
who can be your
best friend.



Lets draw a house
for "Koroona". He
wants to live in a
new house.



It's raining outside,
draw a raincoat for
"Cattle" so that he
don't get sick




"Bat Monster" wants
to eat fishes. Lets
Draw some fishes
for him.




Yesterday, "Wendy"
got stuck in a
traffic jam. Lets
draw and see how it
looks like.


"E
wo
le




"Zam" saw a donkey carrying luggage on his back, lets draw it.




"Octopus" wants a portrait sketch of him for his room. Lets Draw his detail portrait sketch.



No one celebrates "Break Monster's" birthday. Lets surprise him with a birthday cake




"Woogleewoo" bought a new pencil box. Lets Draw and find out what he got in the pencil box?




"Wolfspider" wants to live on a moon. lets draw a house on moon for him.



"Peter" observation is very good. He wants you to Draw Mosquito and fly drinking water.



"Jackie" wants to play with your toys. Lets Draw and show him your toy collection.



Yesterday, "Bubbloo" went to a park and saw beautiful trees, flowers and slides. Lets Draw that!




"Creepy" is very angry what should we draw to make him happy?




"Red Scary Monster" is thinking, how would a house in water look like? lets Draw!




"Buer Demon" wants to travel the sky. how will he go to the sky? lets draw




"Dotty's" little friend wants to add colors on Dotty. Lets draw and color him.




"Gee Gee" wants to play with kittens. Lets Draw Gee Gee playing with Kittens.




How will "Lisa" look like when she will be happy, angry and sad? Lets Draw her.



"Brislee" wants to meet your family and friends. Lets Draw them, so that Brislee can meet.




"Ladybug" wants to see, how sparrows do picnic party on the tree? lets Draw.




"Gomo" once saw a lot of Ants carry food. Lets Draw and see how ants will look like?




"Corona" wants to know, which fruits and vegetables are your favorite. Lets Draw and show him.



"Doger" was running after cow and goats lets draw and save cow and goats.




"Boogie" wants to see, how honey bee collects nectar from flower? Lets Draw.




md.
create



"Anjanath Rathalos" is lonely, he needs a friend. Can you make a friend for him?



"Gomo" wants to go to his friends place. How will he go? Can you make a ride for him?



"Zam" wants to have a twin brother, lets create a twin brother for him.



"Red Scary Monster" lost his family. Lets create family for him with empty plastic bottles.



"Corona" can't find his favorite toy. Can you make him a new toy?



"Peter" lost his favorite shoes. Can you make shoes for him?



I lost my friend. Can you create something for me, so that i dont feel lonely?




Lets create an "Imaginary Friend" who can play with you.




"Eva's" three babies are lost. Lets create babies out of polymer clay, to make Eva happy.



" Bat monster" got big wings. Can you make his wings and see if you can fly?




"Mika" wants you to collect sticks, paper, elastic bands etc and create a ship out of it.



"Wolfspider" got to know that you have broken toys at home. Lets create a new toy out of it.




"Wendy" is very creative. He wants to make a robot hand out of shoe box or milk box. Lets create



"Cattle" use to make a mouse out of handkerchief. Lets try to make that.



"Woogleewoo" wants to know the timings. lets create a magic watch for him.




"Dotty" wants you to bring your old cloth and stuff it with newspaper and make a new friend for him.




"Bubbloo" wants you to go for a walk and collect objects and make animal out of it. Lets Create!




"Koronna" wants to create a face mask. Lets draw your friend face and create a mask.



"Doger" found an old vintage bicycle, which looks like a flying bicycle. Lets create



Lets make hand puppet for "Creepy" so that he knows, how hand puppet looks like.



md.
together

1#

TRACE AND DRAW

Let every child lay down on a large paper and trace their outlines. Tell children to fill each others outlines by drawings, coloring, painting and writing nice things about peers.

2#

WHO IS MISSING?

Instruct children to close their eyes and ask one to leave the classroom or hide in a hidden area. After that, tell children to open their eyes and guess who is missing? once someone guesses play again.

3#

PICTURE PIECES

Select an image and divide it into 6-9 square pieces. Distribute each piece among each child and tell them to recreate it on another square piece of paper. Join all the pieces, once everyone is done.

4#

MAKE THE DRAGON

One child will stand and describe's the features and characteristics of the dragon and while he will be describing other children will be listening and drawing the dragon.

5#

MAKE THE ORAGAMI

Give every child a piece of paper and tell them to make an oragami out of it. Help them how to make oragami, through giving a demonstration.

6#

MAKE A RIDE

Collect different boxes and sheets, and tell children to make a ride for themselves. Once its done tell them to join all the rides and make a train out of it.

7#

MAKE A BOOK

Together make a book. Each child will design one page and joining together will become a book. Tell them to write a page on themselves or a story or a favorite thing etc.

8#

MAKE A FEET

Prepare clay and Plaster. Tell children to press their feet on the clay and then pour plaster in it. Let it dry for few hours and collect the feet out of plaster. Later on paint and design.

9#

FORMS IN WATER

Give a small cup of water to each child and add food color in the water. Tell them to through some water with a spoon then find forms in the water and draw the forms they see on paper.